



SANICUBIC® 2 Pro WP

The Sanicubic® 2 Pro WP is a high performance macerating lifting station for commercial and intensive residential use. Twin motor load balanced system utilising high performance stainless steel cutter technology and IP68 submersible rating.



→ Note: Isolation valves should be fitted to the inlet pipework and discharge pipework to isolate the unit for servicing.

WHY CHOOSE THIS PRODUCT?

Ideal for busy business environments and larger domestic situations

Tough, reliable macerator pump

New design with easily removable motor for servicing and maintenance

Water level indicator unit can be easily removed for maintenance

Load balanced twin macerator pumps for a failsafe system

Alternate activation ensures even wear of motors

Two alarms for ultimate safety – hard-wired alarm plus remote wireless alarm

Centre heights of inlets 140 mm

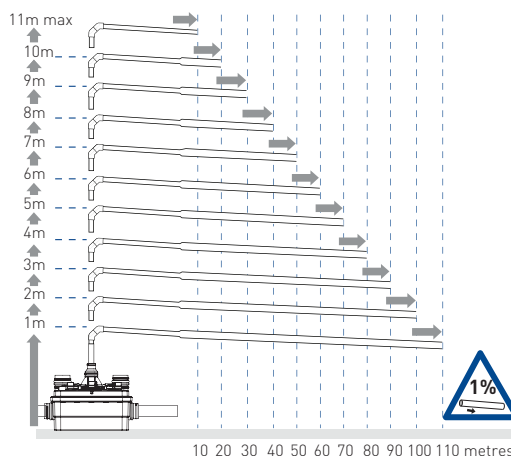
Working temperature of 35°C. Will handle up to 70°C for short periods.

IP68 rated

Can be connected to a Building Management System

VERTICAL/HORIZONTAL PERFORMANCE

Increase size of horizontal run by one pipe size after 5m. All horizontal pipework requires a minimum of 1:100 fall.



APPLICATIONS



HAND BASIN



BATH



SHOWER



WASHING MACHINE



DISHWASHER



KITCHEN SINK



TOILET



ATS 5200.101
Certificate No. 23048
Manufacturer: SFA
Brand: Saniflo

Product Reference:
SA104

SANICUBIC 2 PRO WP

Made in France to the highest standards, needs to be installed by a licensed plumber



APPLICATIONS



HAND BASIN



BATH



SHOWER



WASHING MACHINE



DISHWASHER



KITCHEN SINK




TOILET



ATS 5200.101
Certificate No. 23048
Manufacturer: SFA
Brand: Saniflo

Product Reference:
SA104

Remote wireless alarm




ALARM
POWER
SIGNAL INDICATOR

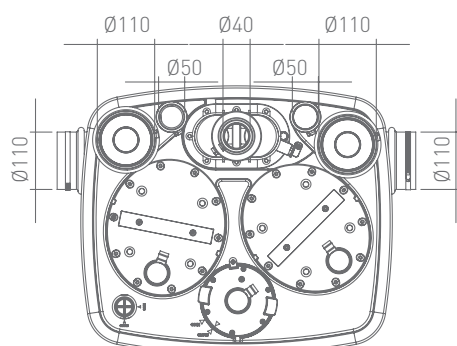
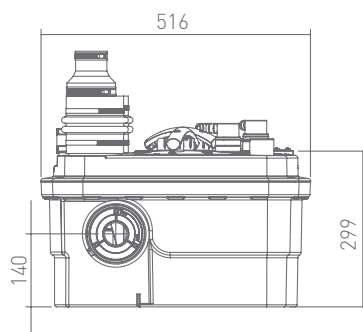
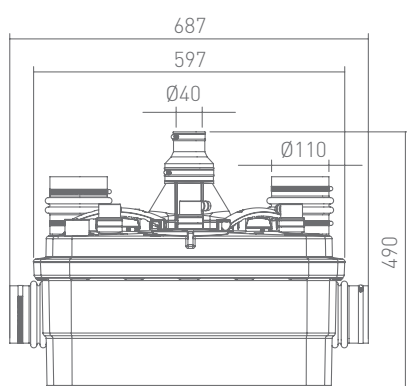
Remote wireless alarm



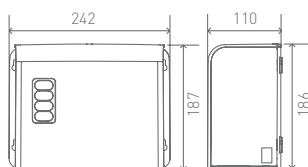
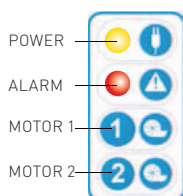
External mounted control box



Robust blade suitable
for heavy usage




Externally mounted control box

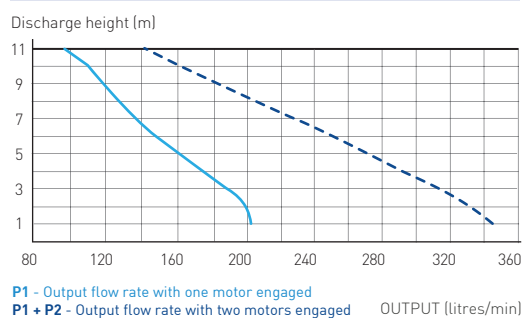


TECHNICAL CHARACTERISTICS

Discharge Pipework	40 mm
Motor Power	1500 Watts x 2
Flow Rate	13 m³/h
Voltages	220-240 V/50 Hz
Tank Volume	45 L
Working Waste Water Temp	35°C/Max 70°C (intermittent)
Product Weight	33 kg
Overall Measurements	597 x 517 x 442 mm
Inlet Pipework	40/50/100/110 mm
IP Rating	IP68



FLOW RATE PERFORMANCE CHART



Made in France to the highest standards, needs to be installed by a licensed plumber