



SANICUBIC® 1 WP

Sanicubic® 1 WP is ideal for use in a granny flat addition as it can remove waste water from multiple fixtures. It features a powerful 1500W motor, high flow rate performance, and an IP68 waterproof rating.



→ Note: Isolation valves should be fitted to the inlet pipework and discharge pipework to isolate the unit for servicing.

WHY CHOOSE THIS PRODUCT?

Ideal for additional granny flats and studios

Tough, reliable macerating lifting station

New design with easily removable motor for servicing and maintenance

Water level indicator unit can be easily removed for maintenance

External hard wired audio visual alarm

Features integrated non-return valves

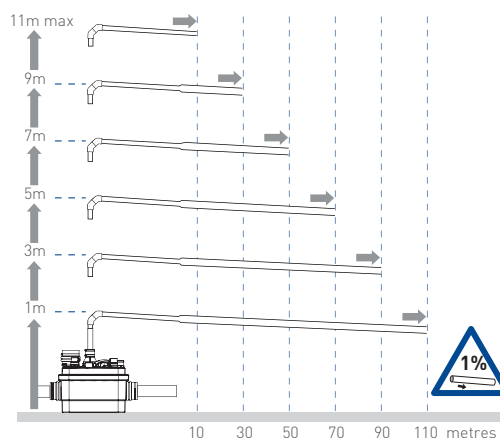
Centre heights of inlets 140 mm

Working temperature of 35°C. Will handle up to 70°C for short periods (5 minutes)

IP68 rated

VERTICAL/HORIZONTAL PERFORMANCE

Increase size of horizontal run by one pipe size after 5m. All horizontal pipework requires a minimum of 1:100 fall.



APPLICATIONS



HAND BASIN



BATH



SHOWER



WASHING MACHINE



DISHWASHER



KITCHEN SINK




TOILET



ATS 5200.101
Certificate No. 23048
Manufacturer: SFA
Brand: Saniflo

Product Reference:
SA107

Made in France to the highest standards, needs to be installed by a licensed plumber



APPLICATIONS



HAND BASIN



BATH



SHOWER



WASHING
MACHINE



DISHWASHER



KITCHEN
SINK



TOILET



ATS 5200.101
Certificate No. 23048
Manufacturer: SFA
Brand: Saniflo

SANICUBIC 1 WP

Product Reference:
SA107




ALARM POWER

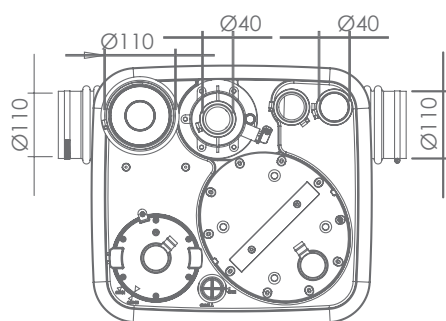
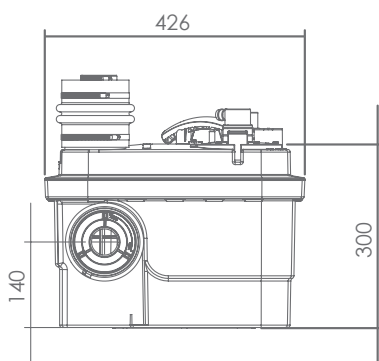
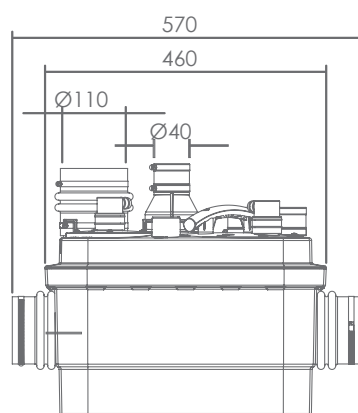
Remote hard wired alarm panel



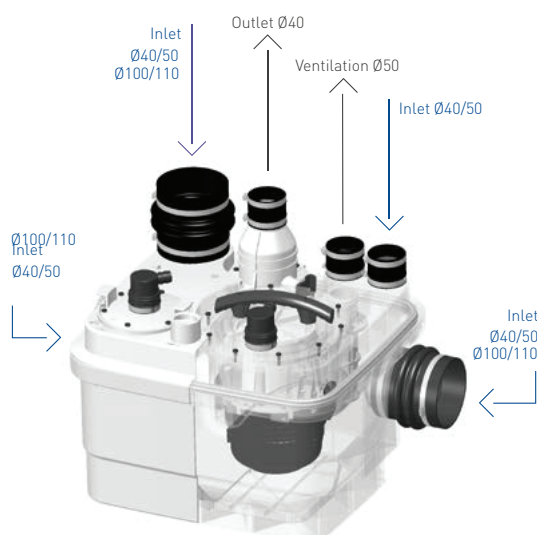
External mounted control box



Robust blade suitable for
heavy usage

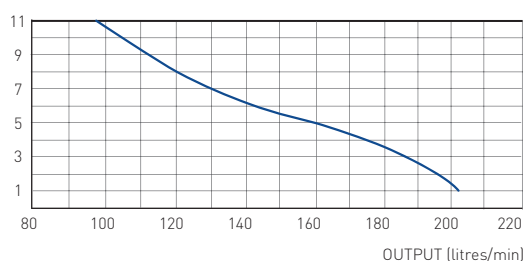


TECHNICAL CHARACTERISTICS	
Discharge Pipework	40 mm
Motor Power	1500 Watts
Flow Rate	13 m³/h
Voltages	220-240 V/50 Hz
Tank Volume	32 L
Working Waste Water Temp	35°C/Max 70°C (intermittent)
Product Weight	20 kg
Overall Measurements	570 x 439 x 460 mm
Inlet Pipework	40/50/100/110 mm
IP Rating	IP68



FLOW RATE PERFORMANCE CHART

Discharge height (m)



Made in France to the highest standards, needs to be installed by a licensed plumber